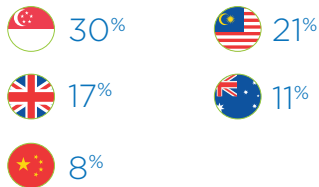


# SOCIAL IMPACT


**5** Major nationalities in our workforce




Female employees across the Group



Employees who are over 50 years old across the Group



Donations to Charity by the Group in 2017



Accessibility on buses\*

**100%**  
SINGAPORE

**100%**  
UNITED KINGDOM & IRELAND

**66%**  
AUSTRALIA



Passenger Injury Rate Per Million Km\*\*

**2.89**  
SINGAPORE

**8.82**  
UNITED KINGDOM & IRELAND

**2.92**  
AUSTRALIA



Accident Severity Rate\*\*

**42.93**  
SINGAPORE

**43.45**  
UNITED KINGDOM & IRELAND

**317.67**  
AUSTRALIA



Accident Frequency Rate\*\*

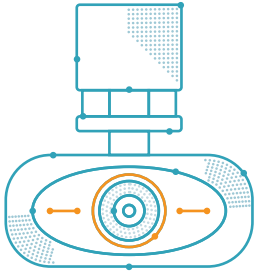
**1.71**  
SINGAPORE

**1.02**  
UNITED KINGDOM & IRELAND

**34.22**  
AUSTRALIA

\* Singapore operations refer to SBS Transit, United Kingdom operations refer to Metroline, Australian operations refer to ComfortDelGro Corporation Australia  
 \*\* Excludes operations in China, Vietnam and Malaysia

# ENVIRONMENTAL IMPACT



Number of vehicles and stations fitted with CCTVs or in-vehicle cameras\*\*

**99%**  
SINGAPORE

**95%**  
UNITED KINGDOM

**100%**  
AUSTRALIA

Greenhouse Gas emissions\*



**1,301,688**  
TONNES CO<sub>2</sub>e

Waste collected\*\*




**7,979**  
TONNES

Energy used\*\*



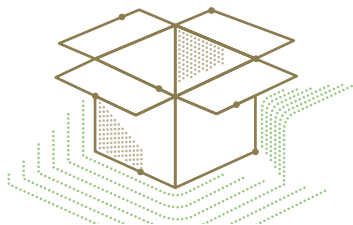
**401,904,408**  
KWH

Water used\*\*



**3,511,731**  
M<sup>3</sup>

Paper, including cartons, recycled\*\*\*



**70,505**  
KG

Paper used\*\*\*\*



**38,992**  
REAMS

\* Excludes operations in China, Vietnam and Malaysia

\*\* Excludes operations in Vietnam and Malaysia

\*\*\* Data available only for Singapore

\*\*\*\* Data available only for Singapore and the United Kingdom